



# round pin plug BASICS



## POWER

provides power where you need it most

### FEATURES

- Round pin plug available in 2A, 5A and 15A options
- Available in black or white
- Sleeved pins
- Manufactured to BS546

### PRODUCT IMAGES



PT2W

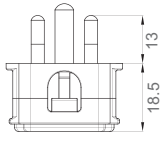


PT5B

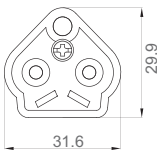


PT15W

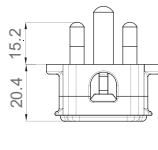
### LINE DIAGRAMS



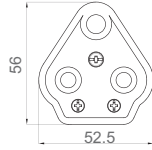
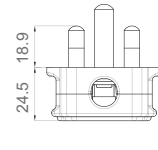
PT2W



PT5B



PT15x



### PRODUCT INFORMATION

Part Number	PT2x / PT5x / PT15x
Colour options (x)	PT2x: White (W) PT5x: White (W), Black (B) PT15x: White (W)
Product Dimensions	PT2x: Height 30mm x Width 32mm x Depth 35mm PT5x: Height 44mm x Width 41mm x Depth 41.5mm PT15x: Height 56mm x Width 53mm x Depth 53mm

### TECHNICAL SPECIFICATIONS

Standard(s)	This product is certified to applicable British safety standards BS546
Voltage	240 VAC, 50Hz
Maximum Load (Wattage)	2A: 480 Watts, 240 Volts 5A: 1200 Watts, 240 Volts 15A: 3600 Watts, 240 Volts

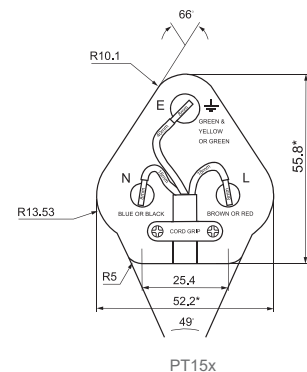


IF IN DOUBT CONSULT A QUALIFIED ELECTRICIAN

### SAFETY WARNING

PLEASE READ CAREFULLY AND USE IN ACCORDANCE WITH OUR SAFETY INSTRUCTIONS BELOW

- DO** Follow the wiring instructions carefully.



PT15x

Masterplug Help Line  
**03300 249 279**

Supplied by  
**Luceco PLC**  
Stafford Park 1 Telford TF3 3BD ENGLAND

Visit our website at  
**www.masterplug.com**